

Choosing the Right Reprocessing System for Your CSSD

ASP™ Advanced Sterilization Products

The ASP Solution: efficiency, compliance and peace of mind



Choosing the Right Reprocessing System

Addressing the Unmet Need within the Central Sterile Service Department (CSSD)

Healthcare associated infections (HAIs) represent the most frequent adverse event affecting patient safety worldwide, and are associated with a significant clinical and financial burden.¹

In Europe, the average prevalence of HAIs is 6.5%, with **~3.7 million** patients affected by HAIs every year.²



Surgical site infections account for **18.4%** of HAIs in Europe.²

Many HAIs are caused by inadequate decontamination and reprocessing of medical devices.³ The CSSD therefore plays a critical role in ensuring patient safety by providing sterile devices for use in surgical procedures.

There are many types of reprocessing modalities, including high-level disinfection (HLD), high-temperature sterilization such as steam, and low-temperature sterilization (LTS), such as ethylene oxide (EtO) and hydrogen peroxide (H₂O₂) gas plasma; each of these are associated with advantages and disadvantages.

Although convenient, HLD does not provide the highest margin of safety, potentially leading to costly HAIs and requiring repeat reprocessing, wasting money and time.⁴⁻⁸

Sterilization offers the greatest margin of safety to device reprocessing, yet conventional methods such as steam are not suitable for all devices, due to the materials used or their complex design. LTS modalities better maintain device integrity, however, each one is associated with potential limitations. For example, EtO and its residues are linked with acute and long-term toxicities and are carcinogenic.^{9, 10}

Sterilization facilities must therefore comply with strict regulations, and implement various precautions, impacting instrument turnover and requiring larger, costly inventories.¹¹⁻¹³

Critically, two systems which utilise the same sterilant are not equivalent either, and one may possess distinct advantages over the other. For example, the mechanism of action, capacity and wider features of H₂O₂ sterilizers can vary, leading to differences in safety, speed and efficiency, which all drive the value of the system.

In many CSSDs, there is an unmet need for a reprocessing modality that can help to minimise harmful and costly HAIs and improve CSSD efficiency, safety and compliance. To address this unmet need, as no two reprocessing systems are the same, each CSSD must decide which modality and system best meets its requirements without compromising patient safety.

The ASP Solution

The ASP Ecosystem comprises innovative technologies to optimise device reprocessing. ASP ACCESS™ technology enables automated reconciliation of STERRAD VELOCITY™ biological indicator (BI) results and cycles processed in STERRAD™ Systems with ALLClear™ Technology, and communicates results between connected devices.¹⁴

STERRAD™ Sterilization Systems

STERRAD™ Systems utilise hydrogen peroxide (H₂O₂) gas plasma in a dry low-temperature (<55°C) environment to sterilize medical devices, producing only safe by-products.^{15, 16}

STERRAD™ 100NX is designed to reprocess a large number of instruments quickly, safely and efficiently to meet growing reprocessing demands.^{15, 17}

STERRAD NX™ provides speed and flexibility in a space-efficient, compact size, and can easily be cart-mounted and moved for use anywhere in the hospital. Both systems feature:

ALLClear™ Technology, an innovative software, minimising workflow interruptions and cycle cancellations.¹⁸

Connectivity with ASP systems, hospital network and instrument tracking systems, enhancing compliance and optimising productivity.¹⁴

An H₂O₂ monitor, facilitating direct measurement of chamber sterilant concentration.¹⁶

In addition, each specific device listed in the STERRAD™ Sterility Guide (SSG), a global, online database of over 23,000 validated device listings from over 100 different medical device manufacturers, has been verified to be compatible with STERRAD™ Systems.¹⁹



ASP ACCESS™

ASP ACCESS™ is a smart, information-sharing technology designed to optimise productivity and enhance compliance by connecting ASP devices to each other, users and hospital systems.²⁰



Connectivity: access to cycle records and status of BI from a networked computer in real-time.²⁰

Information-sharing: automatic communication of cycle results to networked devices and sharing of sterilization records between sites.²⁰

Compliance: automatic reconciliation of sterilization records keeps data audit-ready, and digital reports reduce the risk of human error.²⁰

Optimised efficiency: data generated into charts and tables, and expanded access to cycle records allowing identification of the root cause of cancellations.²⁰

STERRAD VELOCITY™ BI

STERRAD VELOCITY™ BI is a fully integrated Process Challenge Device (PCD)/BI that gives CSSD managers and staff the confidence that the reprocessing system complies with infection control guidelines.



Sterility assurance: the only 2-in-1 PCD/BI, designed to create a threshold equivalent to the most challenging location in the most challenging device.²¹

Rapid BI readout: requires ≤30 minutes* to generate results, permitting rapid release of sterile devices.^{21, 22}

Compatibility: both sterilizer and indicator technologies, including future enhancements, are seamlessly supported by ASP.²²

Ease of use: on-board barcode scanner, on-screen display and audible alerts, as well as text and email alerts for critical information.²²

*A 15-minute readout time for STERRAD VELOCITY™ BI/PCD will be available soon.

STERRAD™ Systems Versus HLD

Sterilization provides the highest possible margin of reprocessing safety^{1, 23} and therefore minimises HAI risk and related health consequences, such as increased mortality rates.²³

More HAIs have been linked to inadequately cleaned or disinfected endoscopes undergoing HLD than any other medical device.⁸ The number of HAIs related to contaminated devices is also increasing, with some recent outbreaks caused by disinfectant-resistant pathogens.^{7, 24}

There are a number of reasons why HLD can cause such outbreaks:



HLD is labour-intensive and steps can be easily neglected;²⁵



HLD does not provide the log kill values required to protect patients;^{4, 7, 8}



Some devices which are used semi-critically and therefore undergo HLD may also be used critically;²³



The complex design of certain endoscopes means that they are difficult to disinfect, leading to potential HAI hotspots.²⁶

There has recently been a shift in the recommendations of many significant clinical organisations and societies towards the use of sterilization as the standard for endoscope reprocessing.^{27, 28} In 2015, the US FDA updated their guidelines to advise that even

devices used semi-critically should be sterilized if possible.²⁷

Sterilization by STERRAD™ Systems greatly exceeds the reprocessing requirements for highly contaminated semi-critical devices, such as bronchoscopes and gastroscopes, delivering the necessary log kill values required to provide patients with the highest margin of safety against HAIs regardless of the intended subsequent use.⁸

An outbreak of *P. aeruginosa* at a teaching hospital in Atlanta, Georgia, USA was traced back to a bronchoscope with internal damage, making the contamination **resistant to HLD** reprocessing.⁵



Sterilization of devices with both non-critical and semi-critical components is one way to protect patients against HAI outbreaks caused by cross-contamination of semi-critical components by non-critical components.^{8, 29}

Sterilization by STERRAD™ Systems also reduces the risk to patients in the eventuality that a procedure turns unexpectedly invasive and requires a device to be used critically,^{12, 27} for example, if a patient suffers a bleed during surgery. This protects patients against HAIs when the subsequent use of a device is unknown.

STERRAD™ Systems Versus Steam

Sterilization of medical devices by dry, low-temperature STERRAD™ Systems reduces the cost impact associated with device damage resulting from moist, high-temperature steam sterilization.³⁰

In one US hospital, steam sterilization resulted in

34 battery replacements

over a 6-month period at a

cost of more than **\$8,500**.³¹



Compared to steam sterilization, STERRAD™ Systems can save on costs associated with device damage:



58% risk reduction of damage;³²



33% risk reduction in repair costs;³⁰



50% reduction in replacement rate.³³

Instruments damaged by sterilization can also put patients at risk of harm. Steam sterilization damages modern heat- and moisture-labile devices, as well as heat- and moisture-stable devices over time.^{34, 35}

Damaged components act as hot spots for biofilm formation, and can lead to HAI outbreaks.²⁶

Microsurgical scissors have been demonstrated to exhibit signs of corrosion of the stainless steel cutting surface, suggesting severe oxidation, after 30 cycles of steam sterilization.³⁵

By limiting device damage,³⁰ STERRAD™ Systems may reduce the formation of HAI hotspots and therefore help to minimise the incidence of HAIs.²⁶

Compared to steam sterilization, STERRAD™ Systems can also reduce utilisation of scarce natural resources.³⁶ Testing of three STERRAD™ sterilizers demonstrated that they all used much less energy compared to a steam sterilizer processing the same reference workload, and no water.³⁶

Unlike steam sterilizers, STERRAD™ Systems do not consume any water to operate and could save 180,000 litres of water per year.³⁶

In comparison to steam sterilization, STERRAD™ Systems consume up to 87% less energy.³⁶

Given the reduced utilisation of natural resources, sterilization of devices with STERRAD™ Systems instead of steam sterilization can bring about savings of as much as €8,700 each year per sterilizer.³⁶

By reducing device damage and sparing natural resources, sterilization with STERRAD™ Systems reduces costs compared with steam sterilization.^{30, 32, 36}

STERRAD™ Systems Versus Ethylene Oxide (EtO)

EtO is toxic and carcinogenic;^{9, 10, 37} with the highest occupational exposure levels seen during sterilization.^{10, 12} Acute exposure can lead to vomiting, and bronchitis.⁹ Moreover, long-term, repetitive exposure has been shown to be associated with reproductive disorders, cataracts and neurological disorders.⁹ In addition, EtO is considered carcinogenic by the World Health Organisation;³⁷ increased cancer rates and mortality have been reported from a cohort of more than 18,000 employees exposed to EtO, mainly in sterilization processes.³⁸

EtO can also be absorbed by medical devices, leading to complications such as burns and allergic reactions.¹⁰

Concentrations of residual EtO have been measured in sterilized devices.¹⁰



1–2% EtO

Toxic anterior segment syndrome (TASS) has occurred as a result of EtO-sterilized vitrectomy packs.³⁹



19/893 eyes had TASS

Due to the health, safety and environmental concerns associated with EtO, the CSSD must comply with strict regulations.^{11, 12} While the risks associated with EtO sterilization can be mitigated, putting these measures in place can impact the CSSD and surgeons.

EtO sterilization is slow to turnaround instruments due to lengthy cycle times¹² – as long as 14 hours⁴⁰ – driven by the need to aerate the load to help remove toxic residues.

EtO sterilization requires ventilation and abatement systems, and staff must undergo extensive training, as well as regular health checks, incurring significant costs.⁴¹

In contrast to EtO, sterilization of medical devices by STERRAD™ Systems eliminates harmful sterilization residues, protecting patients, users and the environment. As a result, STERRAD™ Systems do not require lengthy aeration periods and, in combination with a rapid sterilization cycle (24–60 minutes), can enhance device turnover – up to 35 times that for EtO.^{40, 42} By reprocessing devices quickly for safe re-use, STERRAD™ Systems ensure that sterile devices are always available and reduce the demand for large, costly device inventories. As a result, STERRAD™ Systems may help to avoid delays to operating schedules, increasing the throughput of patients.

STERRAD™ Systems help avoid:

Exposing users and patients to unnecessary severe health risks;⁴³



The need for lengthy aeration periods;⁴³



Large and costly inventories;¹³




Delays to operating schedules.^{13,}



STERRAD™ Systems Versus Other H₂O₂ Sterilizers

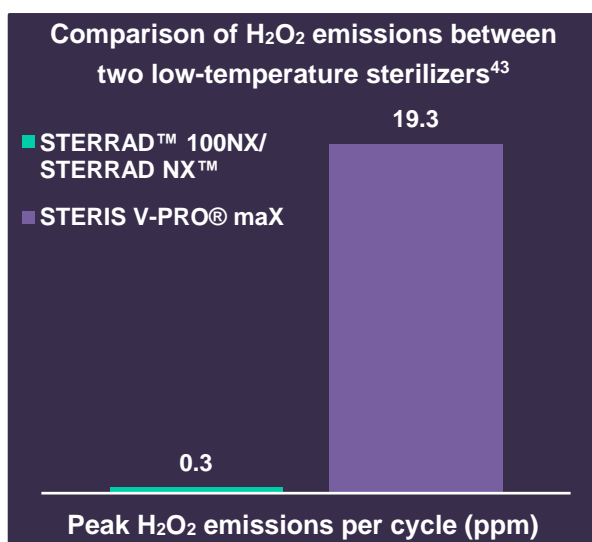
Not all H₂O₂ sterilizers are equal; their mechanism of action, capacity and wider features can vary, leading to differences in safety, speed and efficiency, which all drive the value of the system.

Compared to other H₂O₂ sterilizers, STERRAD™ Systems are more effective in limiting H₂O₂ emissions, contributing to a safer working environment.⁴³



STERRAD™ Systems are **67x** more effective in limiting H₂O₂ emissions compared to alternative H₂O₂ sterilizers.⁴³

STERIS V-PRO® sterilizers have been shown to produce instantaneous peak measurements of H₂O₂ up to 20 ppm at the user's breathing zone level, above that deemed safe by the ACGIH.⁴³ In contrast, by utilising gas plasma technology to remove residual H₂O₂, STERRAD™ Sterilization Systems reduce exposure to harmful residues, to safe levels.⁴³



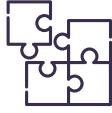
Compared to other H₂O₂ sterilizers, STERRAD™ Systems improve device turnover, contributing to a more efficient working environment.

With a BI readout of 30 minutes or less*, STERRAD™ Systems provide fast instrument turnaround, allowing CSSD managers to optimise patient safety whilst keeping up with hospital demands.²²

STERRAD™ Systems feature innovative ALLClear™ Technology which optimises instrument conditions for sterilization and minimises workflow interruptions and cycle cancellations, improving reprocessing efficiency.¹⁴

Claims requirements of other H₂O₂ sterilizers may limit the load capacity before filling the physical chamber. This creates the potential for running partially full cycles, reducing the efficiency at which the cycle runs, and increasing the turnaround time in needing to complete multiple cycles.¹⁷

A system which supports a higher number of lumens per load, such as STERRAD™ 100NX,⁴⁵ can reduce the likelihood of partially full cycles, potentially increasing efficiency and reducing turnaround time.¹⁷




The STERRAD™ 100NX system is permitted to hold **40** lumens per load,⁴⁵ while the STERIS V-PRO® maX system can only hold **20**.⁴⁶

* A 15-minute readout time for STERRAD VELOCITY™ BI/PCD will be available soon.

* Third-party trademarks used herein are the properties of their respective owners.

ASP collaborates with medical device manufacturers to validate devices for sterilization with each STERRAD™ sterilizer and cycle. The SSG only lists devices that have been suitably tested, including complex devices that pose challenges for conventional reprocessing modalities and the highest demand devices crucial to delivery of care which require rapid turnaround.



The SSG is a global, online database of devices that meet STERRAD™ System claims, and lists over **23,000** validated devices from over **100** different medical device manufacturers.¹⁹

The SSG and the 2-in-1 PCD/BI, which stimulates a greater challenge than or equal to your most challenging instrument to sterilize, provides CSSDs the confidence that risk of patient harm is minimised.²¹



The Value of the ASP Solution

The ASP Ecosystem provides sterility assurance with the challenge of a PCD combined with a BI within 30 minutes or less. It is the only sterilization system that automatically reconciles sterilization cycle and BI records and subsequently communicates the information between sterilizers, the BI readout system and instrument tracking networks.^{14, 21}

Compared to other reprocessing systems, the ASP Ecosystem is in a unique position to help CSSDs improve patient, user and environmental safety whilst also maximising workflow efficiency and compliance.

Sterilization by STERRAD™ Systems:

- Contributes to optimising patient safety and addresses risk factors, including unexpected use in critical procedures and contamination hotspots, for HAIs.

- Contributes towards cost savings through low natural resource utilisation and through gentle sterilisation that protects devices and avoids repair and replacement costs.

- Turns instruments around quickly and has appropriate capacity claims, helping to drive reprocessing throughput.

- Protects staff against H₂O₂ emissions, and produces safe, biodegradable by-products, contributing to a safe work environment.

References

- World Health Organization. Global guidelines for the prevention of surgical site infection, 2nd edition. <https://apps.who.int/iris/handle/10665/277399>. 2018.
- Suetens C, Latour K, Kärki T, et al. Prevalence of healthcare-associated infections, estimated incidence and composite antimicrobial resistance index in acute care hospitals and long-term care facilities: results from two European point prevalence surveys, 2016 to 2017. *Euro Surveill* 2018;23.
- World Health Organization. Decontamination and reprocessing of medical devices for health-care facilities. 2016.
- Chiu KW, Lu LS, Chiou SS. High-level disinfection of gastrointestinal endoscope reprocessing. *World J Exp Med* 2015;5:33-9.
- DiazGranados CA, Jones MY, Kongphet-Tran T, et al. Outbreak of *Pseudomonas aeruginosa* infection associated with contamination of a flexible bronchoscope. *Infect Control Hosp Epidemiol* 2009;30:550-5.
- Lee YK, Park JB. Steps of reprocessing and equipments. *Clin Endosc* 2013;46:274-9.
- McDonnell G, Burke P. Disinfection: is it time to reconsider Spaulding? *J Hosp Infect* 2011;78:163-70.
- Rutala WA, Weber DJ. New developments in reprocessing semicritical items. *Am J Infect Control* 2013;41:S60-6.
- Agency for Toxic Substances & Disease Registry. Medical Management Guidelines for Ethylene Oxide.
- World Health Organization. Concise International Chemical Assessment Document 54: Ethylene Oxide. 2003.
- Advanced Sterilization Products. Now is the Right Time to Go EtO Free.
- Centers for Disease Control and Prevention. Guideline for Disinfection and Sterilization in Healthcare Facilities, 2019.
- Muscarella LF. Use of ethylene-oxide gas sterilisation to terminate multidrug-resistant bacterial outbreaks linked to duodenoscopes. *BMJ Open Gastroenterol* 2019;6:e000282.
- Advanced Sterilization Products. ASP Ecosystem Brochure. Innovation to advance the Quality of Patient Care. AD-170035-01.
- Advanced Sterilization Products. STERRAD™ 100NX Sterilization System User's Guide. 2020.
- Advanced Sterilization Products. STERRAD NX™ with ALLClear™ Technology Data Sheet. AD-170009-01.
- Advanced Sterilization Products. STERRAD™ Superiority Factsheet. Volume 2 - Defining Chamber Capacity.
- Advanced Sterilization Products. STERRAD™ Systems with ALLClear™ Technology Product Brochure. AD-160029-01.
- Advanced Sterilization Products. STERRAD™ Superiority Factsheet. Volume 4 - The Importance of Instrument Validation.
- Advanced Sterilization Products. ASP ACCESS™ Technology Product Brochure. AD-160030-01.
- Advanced Sterilization Products. STERRAD VELOCITY™ Biological Indicator (BI)/Process Challenge Device (PCD) Technical Dossier.
- Advanced Sterilization Products. STERRAD VELOCITY™ Biological Indicator System Product Brochure. AD-170021-01.
- Rutala WA, Kanamori H, Sickbert-Bennett EE, et al. What's new in reprocessing endoscopes: Are we going to ensure "the needs of the patient come first" by shifting from disinfection to sterilization? *Am J Infect Control* 2019;47s:A62-a66.
- Culver DA, Gordon SM, Mehta AC. Infection control in the bronchoscopy suite: a review of outbreaks and guidelines for prevention. *Am J Respir Crit Care Med* 2003;167:1050-6.
- Hildebrand EA, Branaghan RJ, Neuman BL, et al. An Expert Perspective of Errors in Endoscope Reprocessing. *Proceedings of the Human Factors and Ergonomics Society Annual Meeting* 2011;55:748 - 752.
- Kovaleva J, Peters FTM, van der Mei HC, et al. Transmission of infection by flexible gastrointestinal endoscopy and bronchoscopy. *Clinical microbiology reviews* 2013;26:231-254.
- U.S. Food & Drug Administration. Reprocessing Medical Devices in Health Care Settings: Validation Methods and Labeling. 2015.
- Hamasuna R, Takahashi S, Yamamoto S, et al. Guideline for the prevention of health care-associated infection in urological practice in Japan. *Int J Urol* 2011;18:495-502.
- Koo VSW, O'Neill P, Elves A. Multidrug-resistant NDM-1 *Klebsiella* outbreak and infection control in endoscopic urology. *BJU International* 2012;110:E922-E926.
- Advanced Sterilization Products. Let Your STERRAD® System Do More for You.
- Advanced Sterilization Products. Cost Savings and Terminal Sterilization Among Key Benefits of the STERRAD® Sterilization System. AD-53335-001.
- McCreanor V, Graves N. An economic analysis of the benefits of sterilizing medical instruments in low-temperature systems instead of steam. *Am J Infect Control* 2017;45:756-760.
- Advanced Sterilization Products. A STELLAR Study: Steam Reprocessing of Reusable Laryngoscopes and the Potential Extension of Laryngoscope Lifetimes Through a STERRAD® Systems Alternative.
- Rogers WJ. 2 - Steam and dry heat sterilization of biomaterials and medical devices. In: Lerouge S, Simmons A, eds. *Sterilisation of Biomaterials and Medical Devices*: Woodhead Publishing, 2012:20-55.
- Timm D, Gonzales, D. Effect of sterilization on microstructure and function of microsurgical scissors. *Surgical Services Management* 1997;3:47-49.
- Advanced Sterilization Products. Assessment of Operating Costs Due to Energy and Water Use During Terminal Sterilization with STERRAD® Systems Compared to a Steam Sterilizer.
- IARC Working Group on the Evaluation of Carcinogenic Risk to Humans. Ethylene Oxide. *Chemical Agents and Related Occupations*. IARC Monographs on the Evaluation of Carcinogenic Risks to Humans, No. 100F., 2012.
- Steenland K, Stayner L, Deddens J. Mortality analyses in a cohort of 18 235 ethylene oxide exposed workers: follow up extended from 1987 to 1998. *Occupational and environmental medicine* 2004;61:2-7.
- Ari S, Caca I, Sahin A, et al. Toxic anterior segment syndrome subsequent to pediatric cataract surgery. *Cutan Ocul Toxicol* 2012;31:53-7.
- Kanemitsu K, Imasaka T, Ishikawa S, et al. A comparative study of ethylene oxide gas, hydrogen peroxide gas plasma, and low-temperature steam formaldehyde sterilization. *Infect Control Hosp Epidemiol* 2005;26:486-9.
- Adler S, Scherrer M, Daschner FD. Costs of low-temperature plasma sterilization compared with other sterilization methods. *Journal of Hospital Infection* 1998;40:125-134.
- Advanced Sterilization Products. STERRAD® Heritage Systems.
- Advanced Sterilization Products. Comparison Study of Environmental Hydrogen Peroxide Levels of STERRAD® Systems and STERIS V-PRO® Low Temperature Sterilizers Reveals Striking Differences.
- Schneider PM. Evaluation of a new rapid readout biological indicator for use in 132°C and 135°C vacuum-assisted steam sterilization cycles. *Am J Infect Control* 2014;42:e17-21.
- Advanced Sterilization Products. STERRAD™ 100NX System Cycle Selection.
- STERIS. V-PRO® maX Sterilizer Cycle Overview.

asp.com

ASP Advanced Sterilization Products

ASP International GmbH Zug Branch
Bahnhofstrasse 2, Zug 6300, Switzerland
©ASP 2021. All rights reserved.

AD-210035-01-CT_B-MDR



ADVANCED STERILIZATION PRODUCTS, INC.
33 Technology Drive, Irvine CA 92618, USA



ASP, The Netherlands BV

BIC 1, 5657 BX Eindhoven, The Netherlands

Important information: Prior to use, refer to the complete instructions for use supplied with the device(s) for proper use, indications, contraindications, warnings and precautions. Capitalized product names and ALLClear™ are trademarks of ASP Global Manufacturing, GmbH.